

**BRABUS**  
MARINE



**BRABUS SHADOW 500**



## BRABUS PERFECTION & PASSION

BRABUS has been developing and building high-performance supercars for over 40 years; transforming vehicles of the Mercedes-Benz brand into stylish, unique vehicles – made in Germany. The world-renowned tuner and automaker offers custom solutions for requests of any kind: From upgraded engines and elegantly styled aerodynamic enhancement concepts to expertly forged alloy wheels, as well as agile yet comfortable sport suspension systems and exclusive interior designs at only the highest level of craftsmanship.


**BRABUS**  
MARINE

## REDEFINING PERFORMANCE DAY BOATING

BRABUS Marine is the result of the cutting-edge alliance between two of the most renowned companies in their respective genres. Bringing together the long-established, high-performance luxury automotive car producer BRABUS and the award-winning Finnish boat builder Axopar Boats, to redefine luxury day boating through a range of ultra-exclusive and exciting powerboats.

**BRABUS**  
MARINE





## THE CORE OF BRABUS MARINE

As one of the world's most iconic boat brands specializing in luxury products for markets around the world, BRABUS Marine focuses on several key principles:

**PERFORMANCE** – All of our boats are characterized by superior performance courtesy of the latest high-tech engine technology. Through an unwavering commitment to perfection and a pursuit to redefine the superlative, the BRABUS Shadow range offers exceptional in-class power, an unparalleled driving experience and endless “go-anywhere” capabilities.

**LUXURY** – Our dual-personality design ensures that our performance figures do not come at the expense of on-board luxury. We guarantee sophisticated comfort as well as exclusivity on and below deck designed for a selected group of boat owners who wish to enjoy only the very best boating experience.

**FUNCTIONALITY** – Beyond the right looks and performance, BRABUS Marine as a brand stands for accessibility, comfortable handling and unmatched drivability. Through a 100 % tech driven development approach, we combine functionality with ease of movement.

**BRABUS**  
MARINE

LIMITED EDITION



PICTURE PRESENTED WITH BRABUS SHADOW 500  
CABIN BLACK OPS LIMITED EDITION '1 OF 28'

BLACK OPS




PICTURE PRESENTED WITH BRABUS SHADOW 500  
CABIN BLACK OPS LIMITED EDITION '1 OF 28'

IMAGE: CHARL VAN ROOY / SUPERYACHT TIMES

## THE BRABUS SHADOW 500 LIMITED EDITION EXPLAINED

Following 40 years of history & heritage laid down by BRABUS, we always celebrate the launch of a new BRABUS Shadow model with a Limited-Edition 'Black-Ops series'. All models are exclusively finished in the renowned signature paint scheme Gunmetal Grey, combined with vibrant BRABUS Red exterior seating; the most striking combination for a Black Ops Limited Edition.

The BRABUS Shadow 500 Black-Ops Limited Edition '1 of 28' is hand-built with focus on precision and finish. Fairing, painting and polishing the Limited-Edition version to the quality required is a highly labour-intensive, skilful and painstaking process, with no automation process, which can take up to six weeks to reach the required finish.



## THE BRABUS SHADOW 500 BLACK OPS LIMITED EDITION 'ONE OF TWENTY-EIGHT'

It is the passion and commitment to performance, the desire for perfection, the pursuit of the superlative, but also a sense for aesthetics and functionality that forms BRABUS Marine superboats.

Scandinavian design meets German engineering.



BRABUS SHADOW 500 T-TOP BLACK OPS  
LIMITED EDITION '1 OF 28' W. WET BAR



BRABUS SHADOW 500 SPYDER BLACK OPS  
LIMITED EDITION '1 OF 28' W. OPEN AFT



BRABUS SHADOW 500 CABIN BLACK OPS  
LIMITED EDITION '1 OF 28' W. AFT CABIN





PICTURE PRESENTED WITH BRABUS SHADOW 500 T-TOP  
IN GLACIER BLUE W. "FUSION" CAMO WRAP

# SHADOW 500



PICTURE PRESENTING BRABUS SHADOW 500 CABIN  
IN WHITE GREY W. "FUSION" CAMO WRAP



BRABUS SHADOW 500

535-A-A

PICTURE PRESENTED WITH BRABUS SHADOW 500 T-TOP  
IN PLATINUM GREY

## THE BRABUS SHADOW 500 RANGE

The BRABUS Shadow 500 range will allow your creativity to flow with a choice of three chic and contemporary gelcoat colors, several upholstery options, and many optional upgrades to choose from. Discerning owners have now the possibility to create a unique Open and Cabin models with awe inspiring performance and drop-dead gorgeous BRABUS looks that will turn heads wherever it appears.

The ultra-cool and head turning 'Fusion Camo-Wrap' livery wrapping with BRABUS® and double® signatures is an ideal choice for that ultimate BRABUS style.



BRABUS SHADOW 500 CABIN  
IN WHITE GREY W. WET BAR



BRABUS SHADOW 500 T-TOP  
IN GLACIER BLUE W. AFT CABIN



BRABUS SHADOW 500 SPYDER  
IN PLATINUM GREY W. OPEN AFT



## BRABUS SHADOW 500 CABIN

50+ knots combined with an ultra-luxurious Cabin is a recreational boating first. Up until now the prospect of a comfortable and stylish, well-appointed cabin boat in the 28ft size range that could do a comfortable cruising speed around +40 knots, simply did not exist.

Boat owners looking for a fully protected and comfortable commuter, along with recognition, acknowledgement, high performance and status at the very top-end of the luxury day-boat market, can achieve all this and so much more with the BRABUS Shadow 500 Cabin.



## THE CABIN MODEL

Superyacht owners, their families and VIP guests like to arrive in style, in a tender that oozes the same high-class visual appeal as the finest superyachts. The Shadow 500 Cabin is practical, versatile and capable of safely transiting passengers from ship-to-shore, whatever the weather, even in arduous sea conditions if necessary. Families and guests onboard will be able to feel safe, secure and protected from the minute they step, whilst owner or its professional captain love the fact this is one of the most thrilling driving experiences, best handling and most seaworthy hulls in this size range.

---

*The space inside the cabin is extremely inviting, comfortable and very civilised. Customers choosing the BRABUS Shadow 500 Cabin will enjoy being cossetted in the lap of luxury; sitting in sumptuous seats, surrounded by BRABUS Fine Leather® upholstery and interior detailing that lifts this boat from being merely very good, to well above the norm. An electrical roof system will transform this elegant private space, that's so capable of keeping the harshest weather at bay, into an airy luxury lounge that's open to the kiss of the summer sun.*





PICTURE PRESENTED WITH BRABUS SHADOW 500  
CABIN BLACK OPS LIMITED EDITION '1 OF 28'



PICTURE PRESENTING BRABUS SHADOW 500 CABIN  
IN WHITE GREY W. "FUSION" CAMO WRAP



PICTURE PRESENTING BRABUS SHADOW 500  
W. FORE DECK L-SEATING AND SUNDECK MATTRESS





## BRABUS SHADOW 500

Positioned at the very top of the 30ft sports-weekender market, The BRABUS Shadow 500 is a beautifully designed and captivating 'thrill-seeker'; on one hand a boat with mesmerizing performance, yet with comfortable, day-long cruising capability and luxurious refinement on the other.



## SYPDER & T-TOP MODEL



Attractive, angular lines with a long, low-centre-of-gravity hull matched with functional and versatile deck layout options for enjoying life to the full on board the Shadow 500. Given the 'dual-personality' status of every BRABUS Shadow, these boats deliver a serious turn of speed and 'kick in the back' acceleration, whilst still being fully capable of taking out friends and family in a highly luxurious and comfortable environment.

When your destination has been reached, and the engines are turned off, you and your guests can truly appreciate the ultimate luxury and versatility of a Shadow 500's onboard creature comforts, for a truly sublime day out on the sea.

---

*The Shadow 500 offers sumptuous, superior surroundings that provide the highest possible onboard comfort when anchored. It truly is the perfect luxury platform upon which to spend quality time with friends and family when you are away for a day out at sea or out on island-hopping adventures.*





PICTURE PRESENTED WITH BRABUS SHADOW 500  
T-TOP BLACK OPS LIMITED EDITION '1 OF 28'



PICTURE PRESENTING BRABUS SHADOW 500 T TOP  
IN PLATINUM GREY



PICTURE PRESENTING BRABUS SHADOW 500  
HELM CONSOLE



PICTURE PRESENTING BRABUS SHADOW 500 T-TOP  
IN PLATINUM GREY




PICTURE PRESENTING BRABUS SHADOW 500 T-TOP  
BLACK OPS LIMITED EDITION '1 OF 28'

## SHADOW 500 CUSTOMIZING OPTIONS

Take pleasure in customizing your boat from a selection of high quality gelcoat colours for your Shadow 500, and let your boat truly express your personality. Choose from our modern and contemporary colours; Platinum Grey, White Grey or Glacier Blue and finish your customization by selecting one of the available vibrant fabric colours; BRABUS Red, BRABUS Cappuccino, BRABUS Sunrise, BRABUS Sapphire or BRABUS Platinum.

### UPHOLSTERY



BRABUS RED



BRABUS CAPPUCCINO



BRABUS SAPPHIRE




BRABUS SUNRISE




BRABUS PLATINUM

### HULL COLOURS



PLATINUM GREY



WHITE GREY



GLACIER BLUE



"FUSION" CAMO WRAP\*

\* "Fusion" camouflage wrap can be opted for all hull colours

**STANDARD OPEN AFT**  
PLATINUM GREY  
SUNRISE



**AFT BENCH**  
WHITE GREY  
SAPPHIRE



**WET BAR**  
GLACIER BLUE  
CAPPUCCINO



**AFT CABIN**  
CAMOUFLAGE WRAPPED  
SUNRISE



## BRABUS SHADOW 500 PLAN VIEW



SHADOW 500 CABIN  
AFT BENCH



SHADOW 500  
WET BAR



SHADOW 500  
AFT CABIN



SHADOW 500 CABIN  
AFT CABIN



# SHADOW 500 SPECIFICATIONS

## SPYDER

Overall Length (incl. Engine)	9,53 m / 31ft 3in
Beam	2,95 m / 9ft 8in
Draft to props	0,80 m / 2ft 8in
Weight (excl. Engine)	2.700 kg / 5.952 lbs
Fuel Capacity	280 litres / 74 gal
Construction	GRP
Classification	B:6 - C:9
Max. speed range	+50 knots
Outboard engines	2x 250 hp
Hull design	Twin stepped 20 degree V "Sharp entry hull"
Accommodation /Berth	2 persons*

\* BRABUS Aft Cabin option

## T-TOP

Overall Length (incl. Engine)	9,53 m / 31ft 3in
Beam	2,95 m / 9ft 8in
Draft to props	0,80 m / 2ft 8in
Weight (excl. Engine)	2.780 kg / 6.128 lbs
Fuel Capacity	280 litres / 74 gal
Construction	GRP
Classification	B:6 - C:9
Max. speed range	+50 knots
Outboard engines	2x 250 hp
Hull design	Twin stepped 20 degree V "Sharp entry hull"
Accommodation /Berth	2 persons*

\* BRABUS Aft Cabin option

## CABIN

Overall Length (incl. Engine)	9,53 m / 31ft 3in
Beam	2,95 m / 9ft 8in
Draft to props	0,80 m / 2ft 8in
Weight (excl. Engine)	2.800kg / 6.173 lbs
Fuel Capacity	280 litres / 74 gal
Construction	GRP
Classification	B:6 - C:9
Max. speed range	+50 knots
Outboard engines	2x 250 hp
Hull design	Twin stepped 20 degree V "Sharp entry hull"
Accommodation /Berth	2 persons*

\* BRABUS Aft Cabin option

Specifications may be changed without prior notice. Performance may vary due to equipment, weather and load conditions.

## BRABUS X JOBE

With our common passion to make something beautiful and adventure spirit, we created the BRABUS x Jobe Shadow collection.

This collection consists out of exclusive high-end water sports products who perfectly match the design aesthetics of the BRABUS Shadow 900. Each and every product out of this collection is designed with the finest details, best tech and a powerful look.

Adventure awaits!

[jobesports.com/brabusxjobe](http://jobesports.com/brabusxjobe)





**BRABUS**  
MARINE

REDEFINING  
PERFORMANCE DAY BOATING

[brabusmarine.com](http://brabusmarine.com)